



Applications

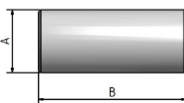
- Hydraulics:** Hydraulic tools (instrumentation packages for gauges, control of service equipment, hydraulic jacks, hydraulic tools)
- Oil and Gas:** Methanol service (oil rigs, distribution panels, umbilicals), jumper/ subsea well control, chemical injection, control of subsea hydraulic components, nitrogen service, Gaseous media handling

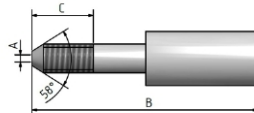


Technical Information

- Inner Core:** Polyvinylidenfluoride (PVDF)
- Pressure Support:** 4 layers of high-tensile steel wire
- Outer Cover:** Polyamide (PA)
- Color:** Dark green
- Temperature:** -20°C to +80°C [-4°F to 176°F]

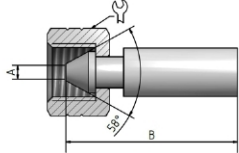
Ø ID	Ø OD	Working Pressure		Burst Pressure	Bend Radius	Weight	Insert ID
		(SF 3.3:1)	(SF 4.0:1)				
12,8 mm	22,0 mm	1.035 bar	860 bar	3.450 bar	300 mm	1,000 kg/m	7,5 mm
0,50 inch	0,87 inch	15.000 psi	12.500 psi	50.000 psi	11,81 inch	0,670 lbs/ft	0,30 inch

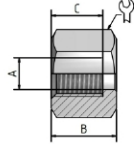
Part no.	Thread	Material	Dimensions (mm)				Sleeve
			A	B	C	⌀	
Sleeve							
11340232	-	Steel	29,5	63	-	-	


Part no.	Thread	Material	Nut	Dimensions (mm)				Insert
				A	B	C	⌀	
HP fitting								
41360214C	9/16"x18UNF LH	Stainless steel	-	7,5	118	24	-	

MP fitting								
41360204C	3/4"x16UNF LH	Stainless steel	-	7,5	121	25	-	

Female swivel with O-Ring								
21360244C	M24x1,5	Stainless steel	51320205, 51321206	7,5	89	-	32	

Part no.	Thread	Material	Nut	Dimensions (mm)				Insert
				A	B	C	Ø	
Type M female swivel								
21360644C	1"x12UNF	Stainless steel	51360645, 51360641, 51360643	7,5	84	-	32	

Part no.	Thread	Material	Relief bores	Dimensions (mm)				Swivel nut
				A	B	C	Ø	
Swivel nut								
51360641	1"x12UNF	Steel	1 radial	16,8	28	22	32	
51360643	1"x12UNF	Stainless steel	1 radial	16,8	28	22	32	
51360645	1"x12UNF	AISI 316Ti	1 radial	16,8	28	22	32	
51321206	M24x1,5	Steel	2 axial	16,8	23	16	32	
51320205	M24x1,5	AISI 316Ti	1 radial	16,8	23	16	32	

Part no.	Mesh length (mm)	Overall length (mm)	Breaking strength (kN)	Suitable for SPIR STAR® hose outer diameter (mm)	Hose securing grip
9106400	600,00	800,00	20,40	20-25	

Production related variations of the burst pressure of up to 5 % are possible. Other colors upon request.

Maximum test pressure (1290 bar / 18705 psi).

The safety factors between the burst pressure and the working pressure as well as the test pressure depend on the operating conditions. For gaseous media the outer cover is to be pinpricked.

Regarding the safety factor for gaseous media please contact your local SPIR STAR® assembling center.

The indicated working pressure refers to the hose only. Depending on the used fitting the permitted working pressure of a hose assembly may be less.

We reserve our rights for technical changes without notice. Subject to printing errors.