


Applications


- Waterblast:** Surface preparation (concrete removal, surface cleaning of buildings, paint removal), tank and vessel cleaning, ultra high-pressure waterjet cutting and hydro demolition (cutting and demolition of armoured concrete, pipelines, paper or steel)
- Hydraulics:** Pressure test equipment (valves, tooling and control panels)
- Oil and Gas:** Gaseous media handling



Technical Information

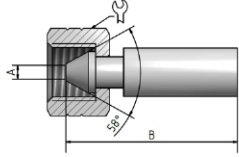
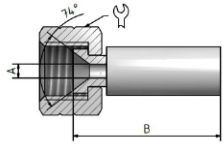
- Inner Core:** Polyoxymethylene (POM)
- Pressure Support:** 8 layers of high-tensile steel wire
- Outer Cover:** Polyamide (PA)
- Color:** Chrome yellow
- Temperature:** -30°C to +60°C [-22°F to 140°F]

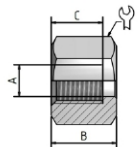
Ø ID	Ø OD	Working Pressure -- (SF 2.5:1)	Burst Pressure	Bend Radius	Weight	Insert ID
15,9 mm	31,8 mm	--	2.000 bar	400 mm	2,523 kg/m	10,5 mm
0,63 inch	1,25 inch	--	29.000 psi	15,75 inch	1,690 lbs/ft	0,41 inch

Part no.	Thread	Material	Dimensions (mm)				Sleeve
			A	B	C	⌀	
Sleeve							
11680242	-	Steel	35	72	-	-	

Part no.	Thread	Material	Nut	Dimensions (mm)				Insert
				A	B	C	⌀	
HP fitting								
41660114C	M18x1,5 LH	Stainless steel	-	10,5	141	28	-	

Part no.	Thread	Material	Nut	Dimensions (mm)				Insert
				A	B	C	⌀	
Female swivel with O-Ring								
21660104C	M30x2	Stainless steel	51640201	10,5	98	-	41	

Part no.	Thread	Material	Nut	Dimensions (mm)				Insert
				A	B	C	⌀	
Type M female swivel								
21660604C	1 5/16"x12UN	Stainless steel	52040645	10,5	100	-	46	
JIC female swivel								
21660644C	1 5/16"x12UN	Stainless steel	52040605	10,5	94	-	46	

Part no.	Thread	Material	Relief bores	Dimensions (mm)				Swivel nut
				A	B	C	⌀	
Swivel nut								
52040605	1 5/16"x12UN	AISI 316Ti	1 radial	25,5	34,5	14,5	46	
52040645	1 5/16"x12UN	AISI 316Ti	1 radial	25,5	31,5	11,5	46	
51640201	M30x2	Steel	1 radial	20,5	28	15	41	

Part no.	Size (mm)	Material	Crimp ring		Hose protection
----------	-----------	----------	------------	--	------------------------

Hose protection without spiral					
---------------------------------------	--	--	--	--	--

1.904252	ID Ø42, OD Ø52	PVC	1005257		
----------	----------------	-----	---------	--	--



Hose protection with spiral					
------------------------------------	--	--	--	--	--

1.914051	ID Ø40, OD Ø47	PVC	1005054		
1.915158	ID Ø50, OD Ø58	PVC	-		



Part no.	Material	Crimp ring	Dimensions (mm)			Bend restrictor
			Ø	Length		

PU bend restrictor						
---------------------------	--	--	--	--	--	--


1.953845	PU	1005257	56	350		
----------	----	---------	----	-----	--	--



Part no.	Mesh length (mm)	Overall length (mm)	Breaking strength (kN)	Suitable for SPIR STAR® hose outer diameter (mm)		Hose securing grip
----------	------------------	---------------------	------------------------	--	--	---------------------------

Hose securing grip short version						
---	--	--	--	--	--	--

9204400	600,00	820,00	35,10	30-40		
---------	--------	--------	-------	-------	--	--



Accessories combinations				
---------------------------------	--	--	--	--

Without hose protection				
--------------------------------	--	--	--	--

Description	Bend restrictor	Crimp ring	Securing grips	
Bend restrictor	1.953845	1005257	-	
Securing grip	-	-	9204400	

Hose protection without spiral				
---------------------------------------	--	--	--	--

Description	Protection hose	Bend restrictor	Crimp ring	Securing grips
Protection hose	1.904252	-	1005257	-
with bend restrictor	1.904252	1.953845	1005257	-
with securing grip	1.904252	-	-	9204400

Hose protection with spiral				
------------------------------------	--	--	--	--

Description	Protection hose	Bend restrictor	Crimp ring	Securing grips
Protection hose	1.914051	-	1005054	-
with bend restrictor	1.915158	1.953845	1005257	-
with securing grip	1.915158	-	-	9204400

*Production related variations of the burst pressure of up to 5 % are possible. Other colors upon request.
 The safety factors between the burst pressure and the working pressure as well as the test pressure depend on the operating conditions. For gaseous media the outer cover is to be pinpricked.
 Regarding the safety factor for gaseous media please contact your local SPIR STAR® assembling center.
 The indicated working pressure refers to the hose only. Depending on the used fitting the permitted working pressure of a hose assembly may be less.
 *) Blast-Pro® fittings may only be used for tube cleaning operations inside the tube. They have not been designed for the use outside of tubes.
 We reserve our rights for technical changes without notice. Subject to printing errors.*